

CITYVIEW



CHURCH

2023 IMPACT REPORT

COLUMBUS VIOLENCE REDUCTION

Served around 40 individuals impacted by violence with small micro-grants.


40

\$4230

Distributed \$4230 worth of "small-big" needs

\$12,000

Raised \$12,000 to support violence reduction efforts.



COLUMBUS VIOLENCE REDUCTION

Regarding a downpayment:

“This not only helped them avoid eviction, but by moving them out of neighborhood that carried some negative associations and into one where they could get a fresh start and feel more safe and secure. This payment may seem small to us, but it means the world to this family and has impact beyond things we are not always able to measure. We are not able to predict what could of happened had we not assisted, but we can definitely take this opportunity to reflect on all the amazing things that have happened because of this. This young man is now re-enrolled in school and looking to enter the construction trade. We will continue to work with him and do all we can to support his success, but I wanted to take some time to share this because everything you and your congregation does to support this effort is so vital and does not go unnoticed.”

BLESSING BOXES

100 Blessing Boxes

1 new Blessing Box at Cityview



MENTAL HEALTH FUND



DRUM CIRCLE

MENTAL HEALTH FUND

“The mental health fund was really helpful to me and my fiancé. We used part of it for couples therapy and it gave us a lot of insights. And I used part of it myself for spiritual direction which helped me think through my beliefs and how I know about God. I am already financially stressed and trying to pay off debt, so the spiritual direction in particular I wouldn’t have been able to do if it weren’t for the mental health fund. The fund itself helped my mental health to take off some of the financial burden of the services I needed. I need a lot of services on the regular for my mental health and it really adds up. This fund was a major blessing.”

CITY FRIENDS



CITY KIDS

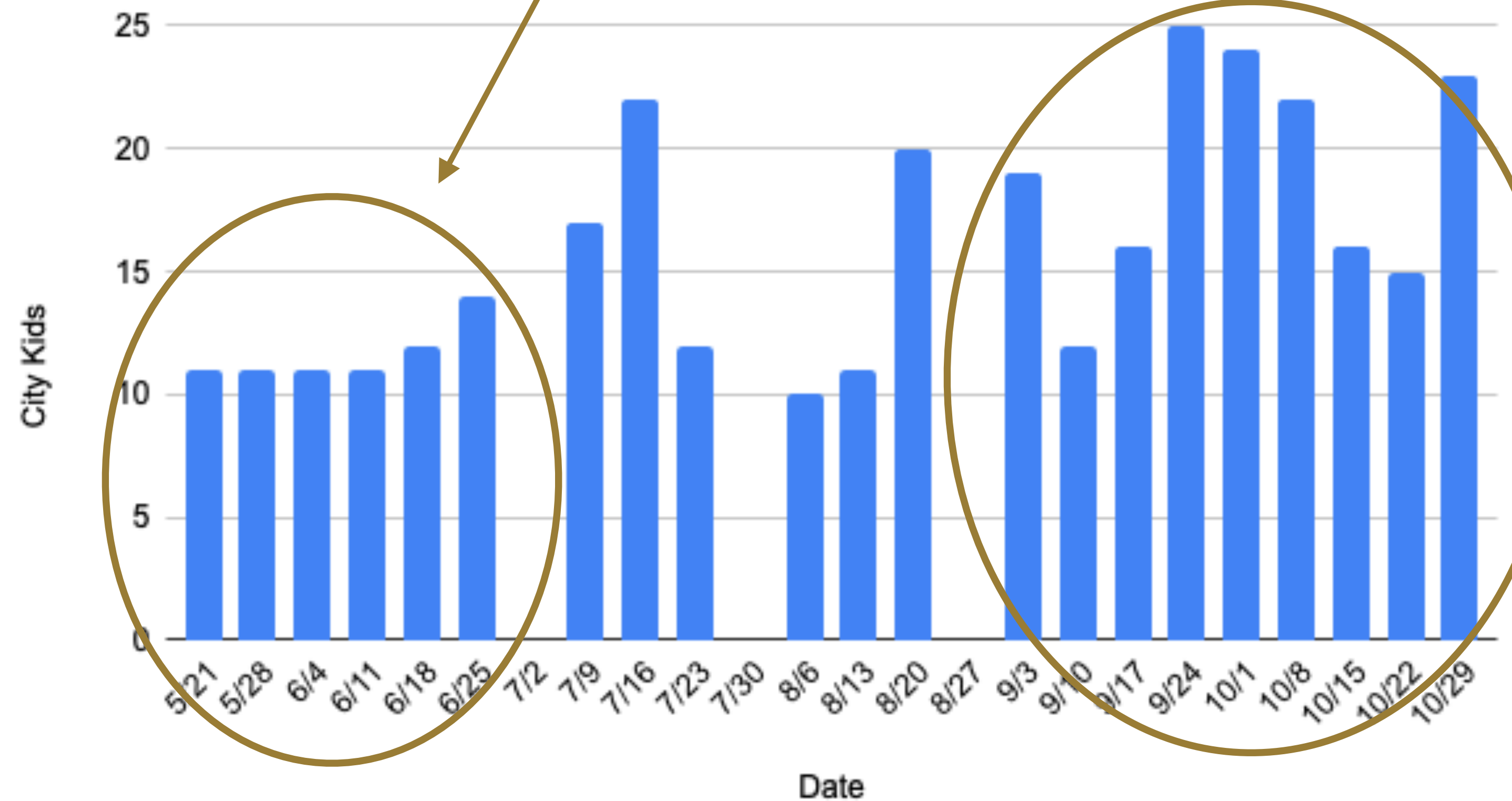
Attendance has nearly doubled.

May-June Average: 11

Sept-Oct Average: 19

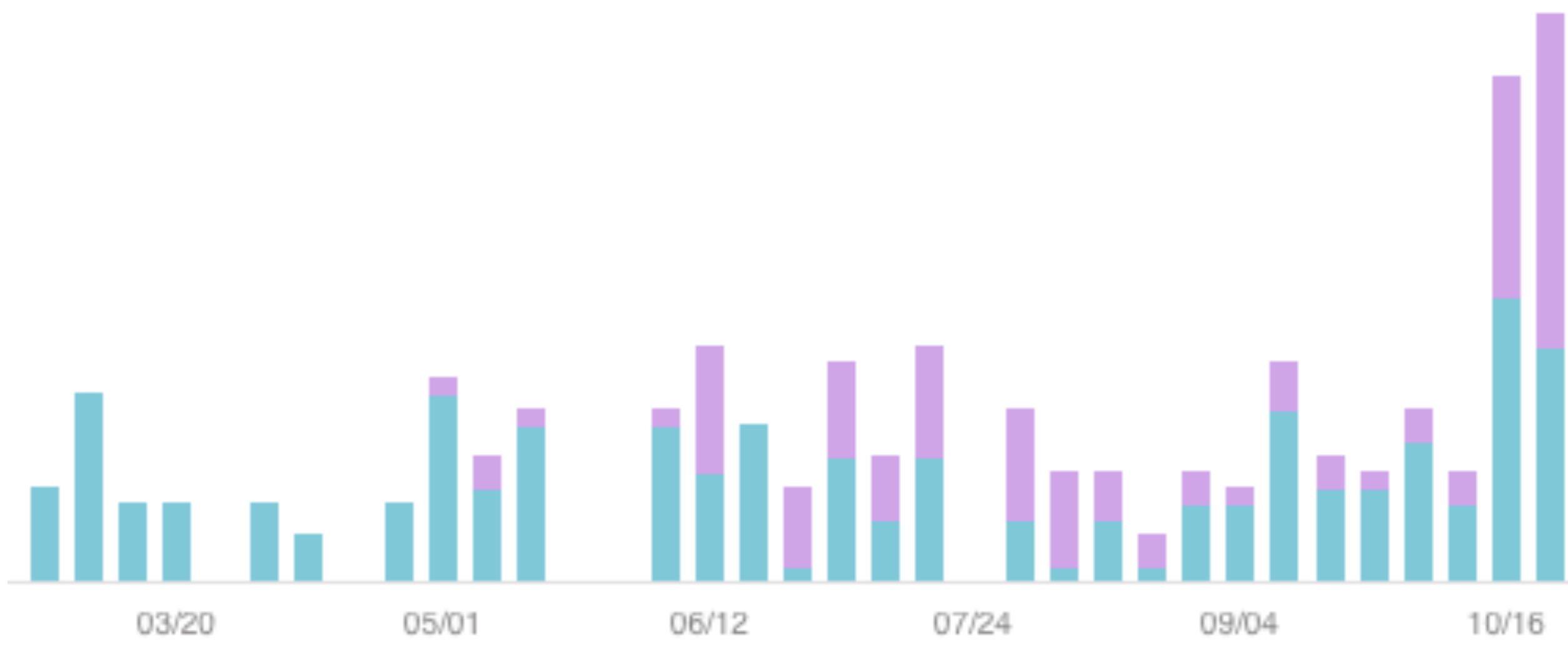


City Kids Attendance



SMALL groups

- 7 - Groups
- 9 - Average group size
- 47 - Unique members ⓘ



2024 GRANT APPLICATIONS



United Methodist
Community Ministries Grant

